

Play with perception: create your own Ames room

In 2020 Orleans House Gallery celebrated the 300th anniversary of the Octagon Room by commissioning two site specific installations to artist group Alice in Hackneyland. One of the installations created was *Play with Baroque* which is an Ames room. It is designed to distort perception and transform the size of participants moving within the installation. This month's family activity gives you a chance to create your own mini-Ames room.




Alice in Hackneyland artists Jonathan Roson, Patterson Falls and Michelle Meola inside their installation *Play with Baroque*, 2020



Nellie Ionides and her two dogs inside a miniature Ames room


What you will need:



- Print out of the maquette (4 pages); note card works better than paper
- Scissors
- Glue stick
- Two wooden sticks




Step 1: Cut out all the shapes including the slit in the floor, diamond shape in the ceiling and the square peephole



Step 2: Pre-fold all the shaded tabs



Step 3: Apply glue to the tabs and attach the corresponding tabs, using the letters



Orleans House Gallery

OCTAGON.300/Family Activity

Step 4: Ensure all the lines match up on your cut outs.

Apply glue to both sticks (3 cm from the top) and attach a Nellie figure to each to each



Step 5: Insert the Nellie figures through the floor of the Ames room



Step 6: Observe both Nellie and her dogs through square peep hole of your Ames room and enjoy the illusion

