

Orleans House Gallery

“All the Things” Visual Story Guide

Information to help you prepare for your visit

Welcome to All the Things

“All the Things” is an interactive exhibition at Orleans House Gallery. The exhibition starts on 28 March and ends on 31 August 2026. Entry to the exhibition is always free.



The exhibition was created by artists Abigail Hunt, Lucy McDonald and Matt Shaw.

The exhibition is about how play and imagination can transform everyday life.



You cannot eat or drink in the exhibition. But you can breastfeed or bottle-feed babies.



You can speak or chat in this space.

There are videos and sound playing through wired headphones.



When you enter the front entrance of the Gallery, you will be greeted by a member of the Front of House Team at the front desk. They will direct you to the entrance of the exhibition.



To enter the exhibition space, you will need to follow the arrows on the floor and exit through the back door.

Once exited, you will need to go down the ramp on the left hand side and enter the space through the door at the end of the ramp.




Ground Floor

Once inside, you will see an introduction panel in front of you with more information on the exhibition. You will also find a large print guides on the side of the panel.



On the wall on the right hand side you will find cards with different prompts for you to use around the exhibition. You can pick these up and take around the space with you.



in the middle of the room you will find a large table with paper and colourful tape on it.

You can use these materials to create your own artworks if you wish.

There are chairs and step stools in the space you can also use.

Once you have created your artwork, you can:


- Leave it on the table
- Add it to the wall, next to other people's work
- Take it home with you



Octagon Room

Once you have visited the ground floor, you can go up the steps at the end of the room to enter the Octagon Room.

If you require step free access, you can go back through the door you entered from, and go up the ramp.



Inside the Octagon Room, you will find different props placed around the room. You can use these to create your own boardgame on the checkered floor.



There is also a table with a book, in which you can write about the game you created for others to enjoy, or see what other people have written.



At times, the Octagon Room will be used for private hire, and this piece will be unavailable. To check which dates the Octagon Room will be closed, visit our website or contact us at info@orleanshousegallery.org.

Library Space

Outside the Octagon Room, you will find a library space with different books on the wall.

You can sit here and read the books, or take them around the exhibition space with you. These books cannot be taken outside the Gallery.



In this space, you will also find comment cards.

The comment cards have instructions on them. You can write or draw your thoughts about:

- the exhibition
- new things you learned at the exhibition
- something else you are interested in.

You can take your card home or leave it here for others to read. You can look at what other people have written or drawn.



First Floor

The exhibition continues on the mezzanine level on the first floor. To access it, go through the exhibition space and up the stairs at the back.


You can also access the first floor via the lift, situated by the front desk.

Once on the mezzanine, you will see a long wall of drawings. You can use the pencils provided to add a drawing to the wall.

You can also use the stools and mats to sit on.

After the wall of drawings, you will see a wooden bench with two sets of headphones. You can listen to an audio piece through the headphone and sit on the bench.

The audio piece is a recorded list of things the exhibition collaborators shared from their imagination. You can also find a transcript on the wall on the ground floor.



After the bench, you will find a wall with pictures from the creation of the exhibition, alongside a small video projection and two panels with more information on the artists involved and their collaborators.



You have now come to the end of the “All the Things” exhibition. Once you have finished, you can go into the Study Gallery and Stables Gallery to see more displays.



On the ground floor, by the front entrance to the building, you will also find a video with more information on the exhibition. You can listen to it with the headphones provided. The video is also captioned.



We hope that you have found this Visual Story Guide useful. It is a document that is under constant review as our building adapts and programme changes.

There will always be more information to add and we would love to hear from you about suggestions and changes that we can make, to create an accessible document that is as robust as possible.

If you have any suggestions or changes to discuss with us about the Visual Story Guide please email info@orleanshousegallery.org